



Repórter Seringueira



seringueira

AgroMercados

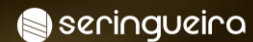
FEV

2024

AGENDA



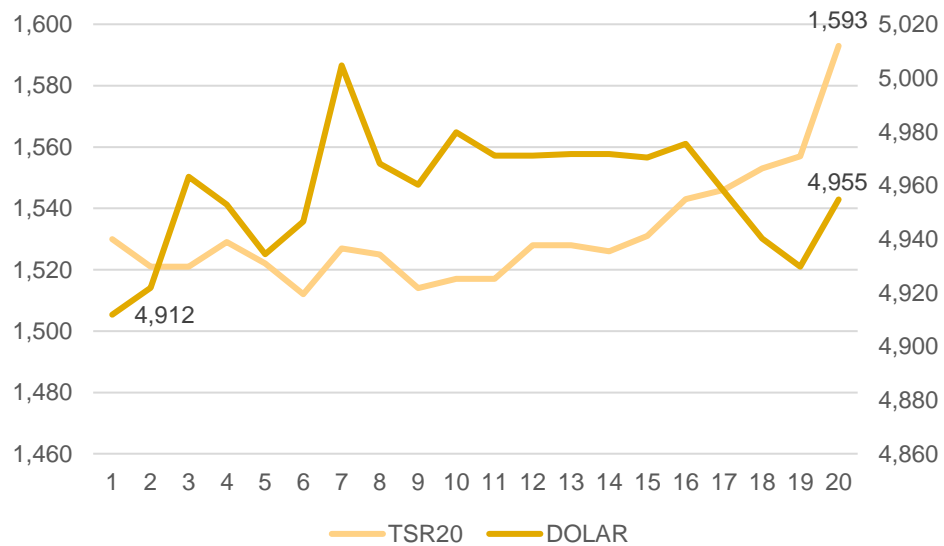
01. Desempenho dos Parâmetros e Comparativo de Médias

02. Crise na Demanda: Estatísticas e Tendências





.Fatores GEB 10





.Médias Fatores

BIMESTRE	DOLAR	TSR20	Par. Ref. GEB10
JUN.JUL	R\$ 4,88	US\$1,67	R\$ 9,10
AGO.SET	R\$ 5,18	US\$1,63	R\$ 9,39
OUT.NOV	R\$ 5,17	US\$1,43	R\$ 8,32
DEZ.JAN 2023	R\$ 5,29	US\$1,29	R\$ 7,65
FEV.MAR	R\$ 5,25	US\$1,35	R\$ 7,94
ABR.MAI	R\$ 5,18	US\$1,39	R\$ 8,02
JUN.JUL	R\$ 5,02	US\$1,36	R\$ 7,65
AGO.SET	R\$ 4,86	US\$1,32	R\$ 7,21
OUT.NOV	R\$ 4,89	US\$1,32	R\$ 7,44
DEZ.JAN 2024	R\$ 5,00	US\$1,44	R\$ 8,11
FEV.MAR	R\$ 4,90	R\$ 1,50	R\$ 8,17
ABR.MAI	R\$ 4,96	R\$ 1,55	R\$ 8,55

*projeção

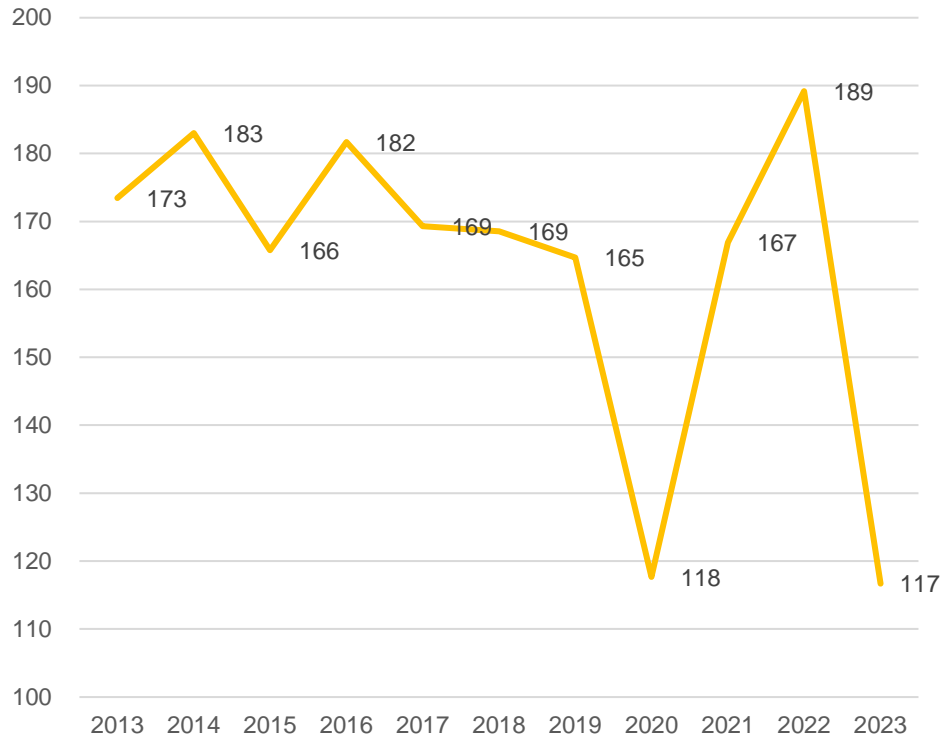





CRISE DEMANDA



Importação de Borracha Natural no Brasil



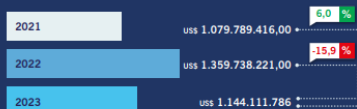


 EM DÓLARES

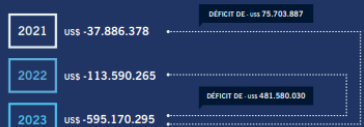
IMPORTAÇÕES



EXPORTAÇÕES

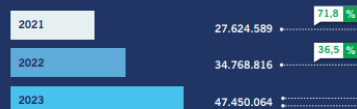


RESULTADO

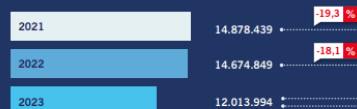


 EM UNIDADES


IMPORTAÇÕES



EXPORTAÇÕES



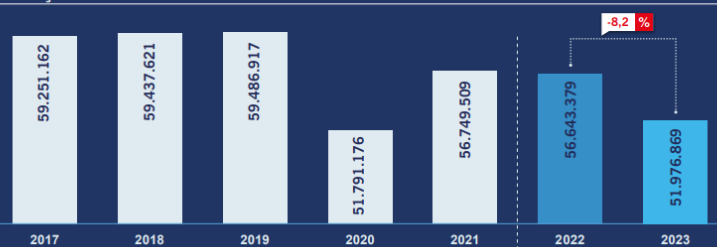
RESULTADO





VENDAS
EM UNIDADES

VARIAÇÃO ANUAL

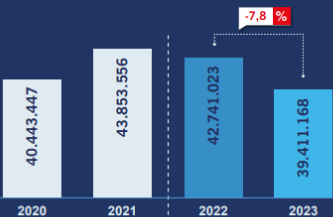


VENDA POR TIPO DE MERCADO
EM UNIDADES

MONTADORAS



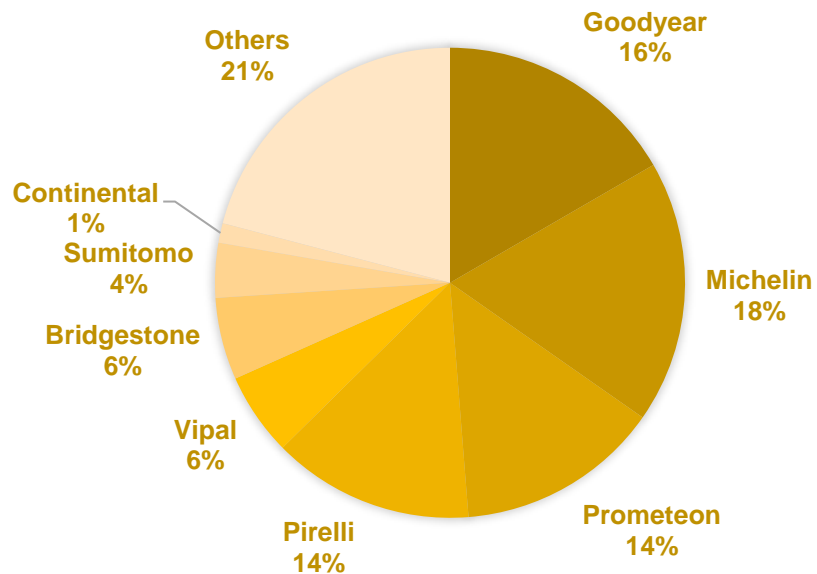
REPOSIÇÃO





Industrias Pneumáticas

- . Redução de Preços
- . Redução de Volumes
- . Alongamento de Prazos

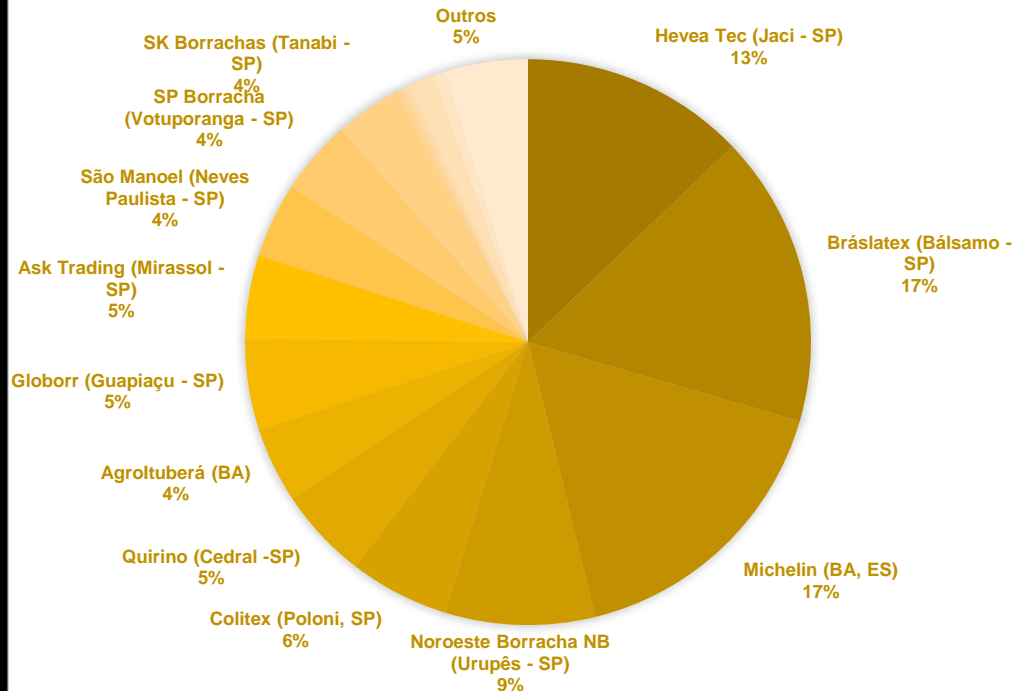


conjuntura




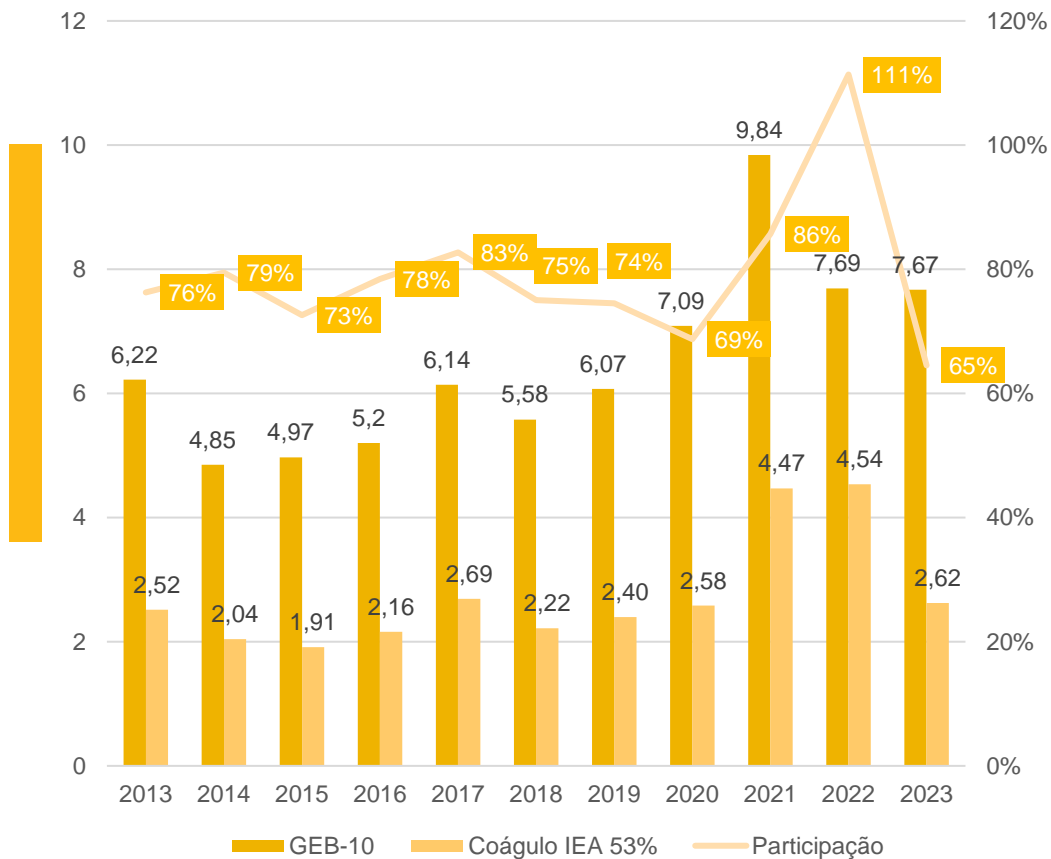
Usinas de Beneficiamento

- . Redução nas participações
- . Aumento dos Estoques
- . Custos Financeiros Elevados



Histórico

Participação Parâmetro de Referência





Diogo Esperante
Diretor de Negócios e
Analista de Mercado

Obrigado!

 @gruposeringueira

